


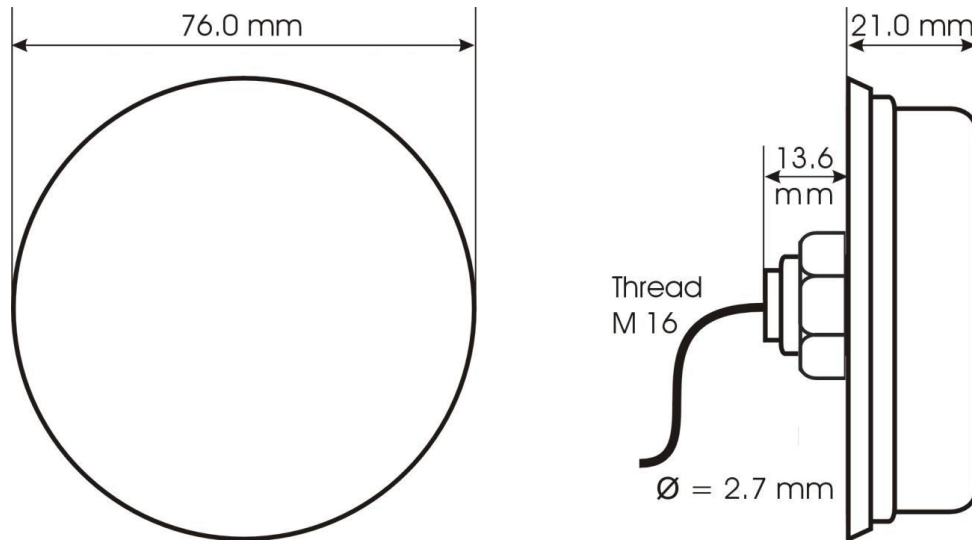
GS-ANT-123-SMA



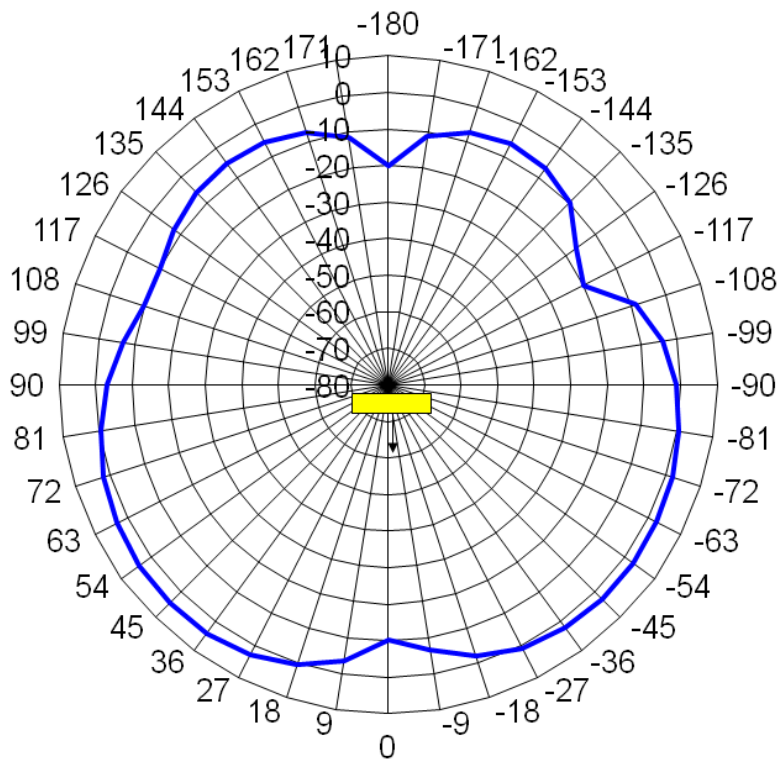
Technical Data		
Roof mount antenna		
GSM	Frequency Range	850/900/1800/1900 +2100 MHz
	VSWR*	< 2.0 typ.
	Peak Gain*	+5 dBi typ. (900 MHz) +3 dBi typ. (1800 MHz) +1 dBi typ. (2100 MHz)
	Power Max.	10 W
	Diagnostic resistor	10 kΩ
Mechanical Data		
	Dimensions (ØxH)	ca. 76 mm x 21 mm
	Cable	3m RG174
	Connector	SMA (m) 
	Temperature Range	-40°C .. +85°C (operating temperature)
	Waterproof TÜV passed: IP69K (mounted)	
	Antenna available in black	
	RoHS- and REACH-conform	
* Measured with 0.6m cable on 300x300mm ground plane		

GS-ANT-123-SMA

Drawing:



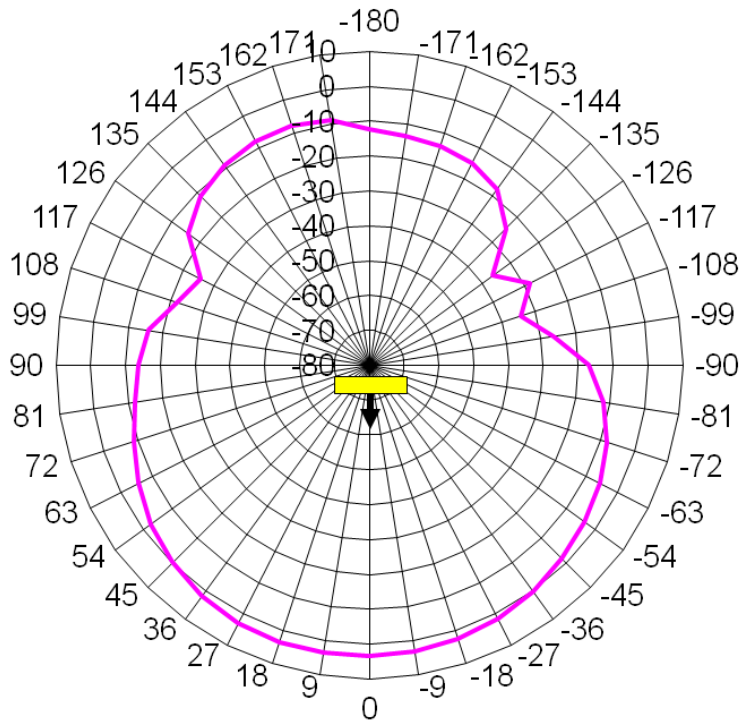
Rotation diagram (typ.)*



GSM 900 MHz

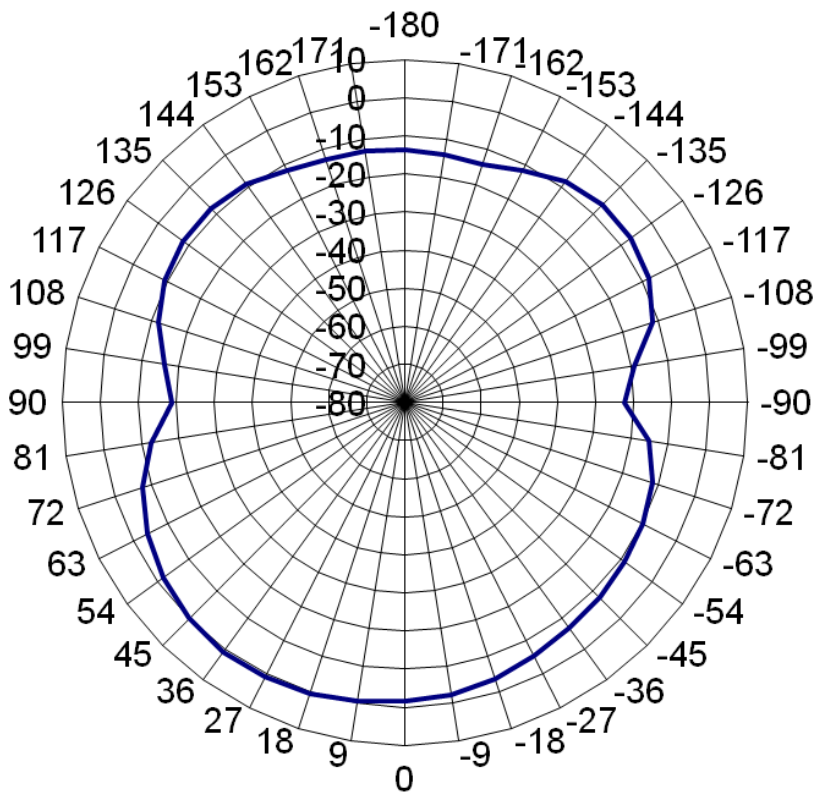
Peak Gain: +5dBi

GS-ANT-123-SMA



GSM 1800 MHz

Peak Gain: +3 dBi



GSM 2100 MHz

Peak Gain: +1 dBi

* Measured with 0.6m cable on 30x30cm ground plane