


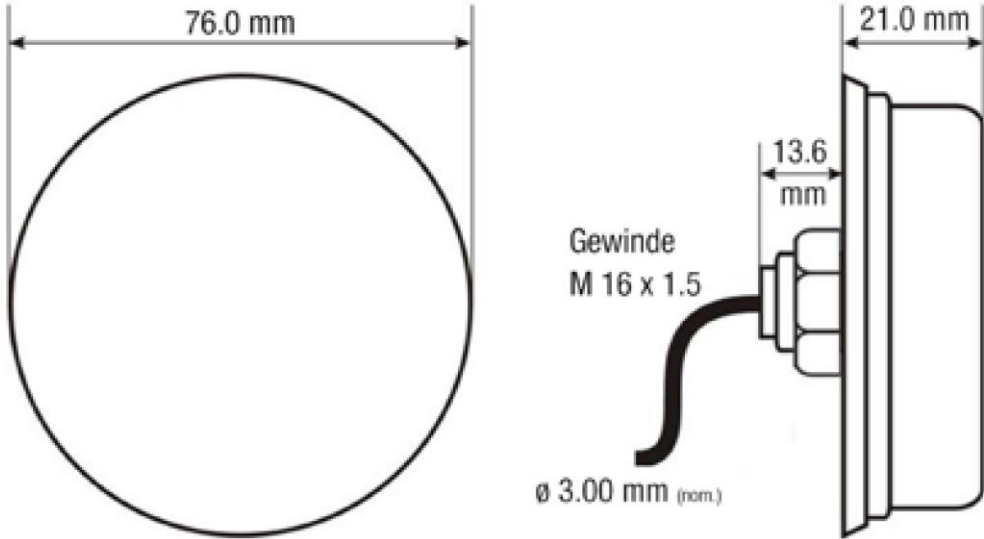
GS-ANT-LTE-1200



Technical Data		
GSM 850/900/1800/1900 MHz + 2100 MHz UMTS + LTE Band 20 + 7		
GSM	Frequency Range	800/850/900/1800/1900 MHz 2100 MHz 2600 MHz
	VSWR*	< 2.0 typ.
	Gain*	0 dBi typ. 800 MHz +5 dBi typ. 900 MHz +3 dBi typ. 1800 MHz +1 dBi typ. 2100 MHz +2 dBi typ. 2600 MHz
	Power Max.	10 W
	Impedance	10 kΩ
	Polarization	-
* Measured with 0.6m cable on 300x300mm ground plane		
Mechanical Data		
	Dimensions (∅xH)	ca. 76 mm x 21 mm
	Cable	super LowLoss
Variants (others on request)	GS-ANT-LTE-1200 3m GS-ANT-LTE-1200-110 11cm GS-Ant-LTE-1200-40CM 40cm GS-Ant-LTE-1200-5M 5m GS-ANT-LTE-1200-10M 10m	Connector : SMA (m) 
	Temperature range	-40°C to +85°C (operating temperature)
	With 868 MHz & DECT	
	Water resistant IP69K	
	RoHS, REACH compliant	

GS-ANT-LTE-1200

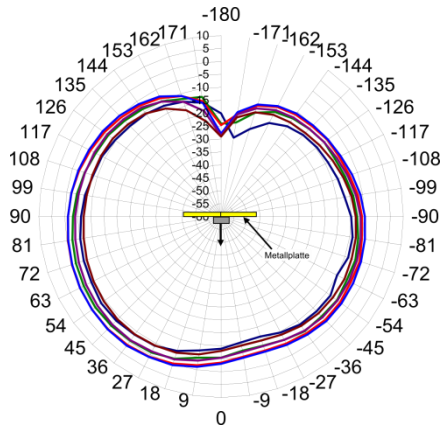
Drawing:



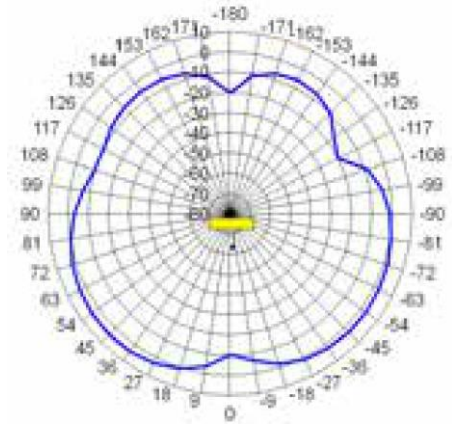
GS-ANT-LTE-1200

Radiation diagrams:

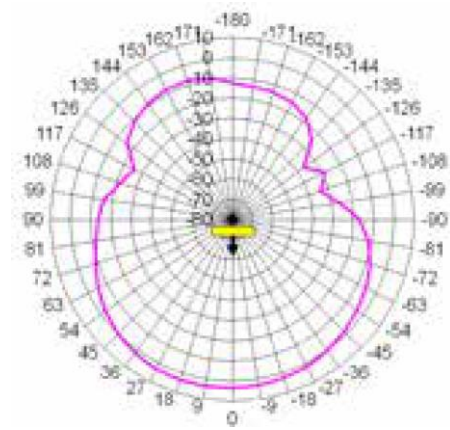
LTE 800 MHz:



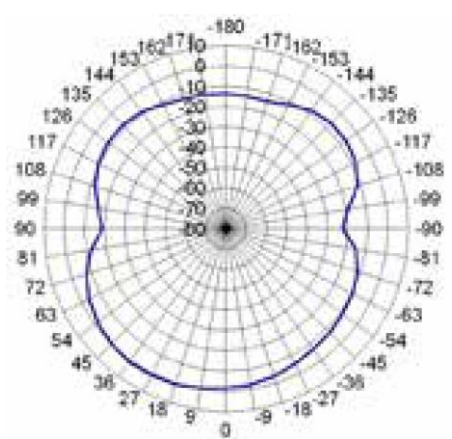
GSM 900 MHz:



GSM 1800 MHz:



GSM 2100 MHz:



LTE 2600 MHz:

