



GS-ANT-145-W-LAN-SMA

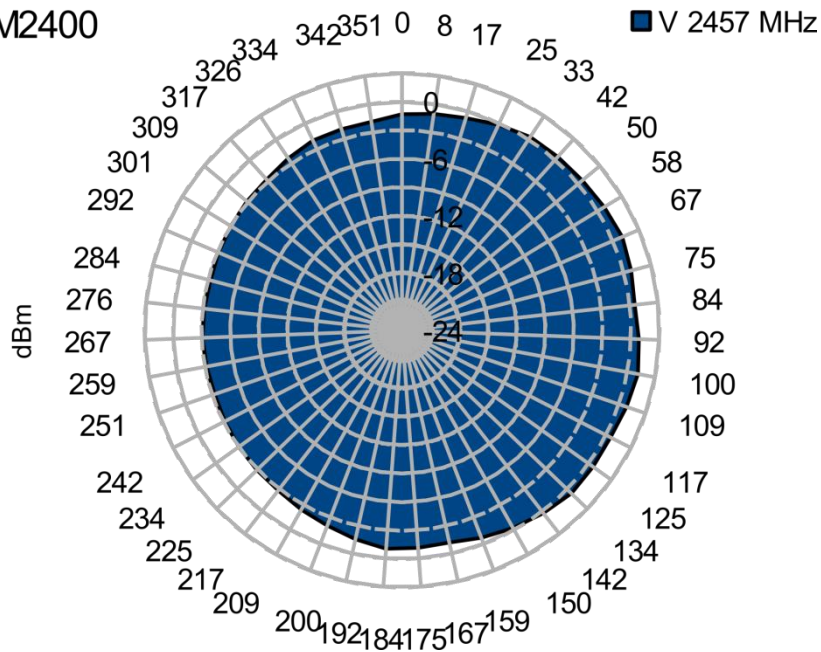


Technical Data			
Wifi	Frequency Range	2,4-2,5 GHz	5,1-5,8 GHz
	VSWR*	< 2	< 2
	Gain	2 dBi	3 dBi
	Impedance	50 Ω	
	Polarization	Linear	
Mechanical Data			
	Dimensions (\varnothing xH)	ca. 35 mm x 104 mm	
	Connection (standard)	ca. 2.5 m connecting cable mini Low Loss	
	Connector	GS-Ant-145-W-LAN-SMA: SMA (m)	
		GS-Ant-145-WLAN-RSMA: R-SMA (m)	
	The coaxial line attenuates the signal by 1,2dB/m @2,4GHz and 2,0dB/m @5,8 GHz		
	Magnetic mount		
	RoHS compliant		
	Ground plane independent		
	* Measured with 0.3m cable without ground plane		

GS-ANT-145-W-LAN-SMA

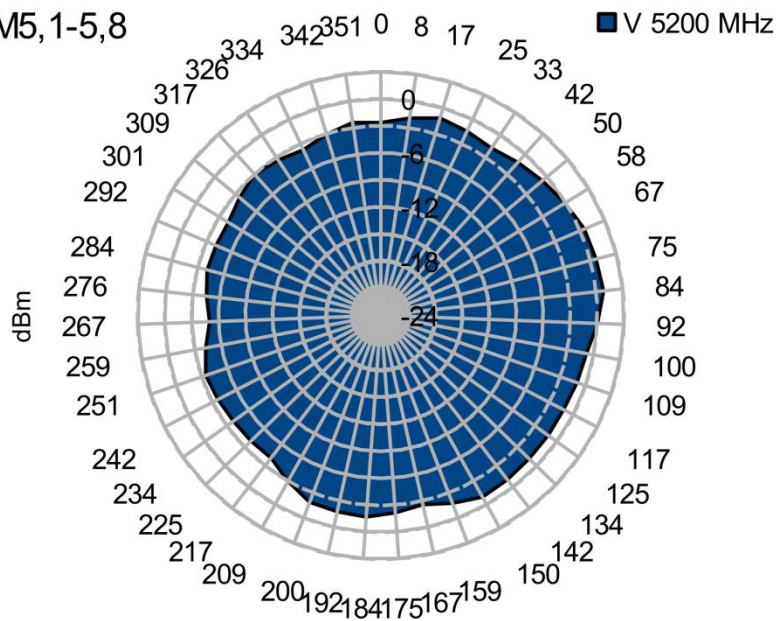
2,4 GHz azimuth pattern

Azimuth
ISM2400



5,2 GHz azimuth pattern

Azimuth
ISM5,1-5,8



GS-ANT-145-W-LAN-SMA

5,7 GHz azimuth pattern

